

The NIH HEAL Initiative Preclinical Screening Platform for Pain Efforts to Validate Two Models of Chemotherapy-Induced Painful Neuropathy in the Rat

Smriti Iyengar¹, Mark O. Urban², Mark Varney², Taleen Hanania², & Sarah A. Woller¹

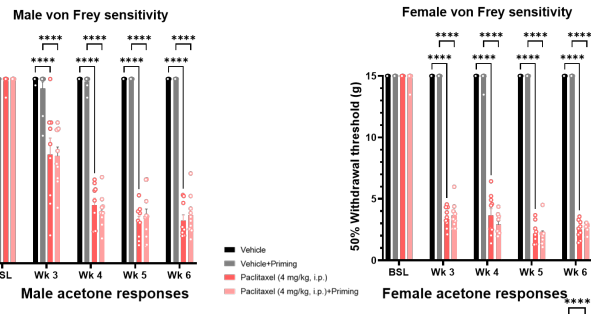
¹Division of Translational Research, NINDS, NIH, Rockville, MD 20852

²PsychoGenics Inc., Paramus, NJ 07652



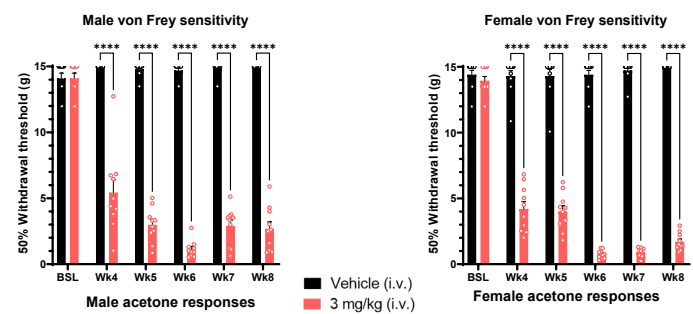
Paclitaxel model

Hind paw tactile and cold hypersensitivity

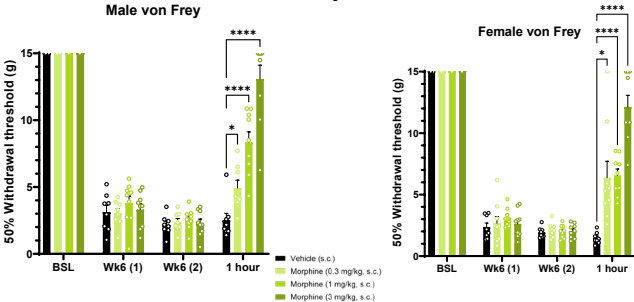


Oxaliplatin model

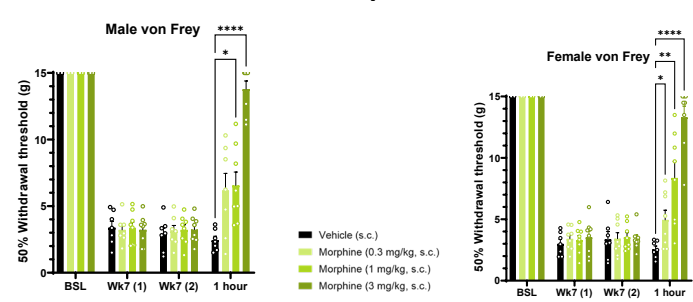
Hind paw tactile and cold hypersensitivity



Effects of morphine sulfate



Effects of morphine sulfate



Rat plasma exposures

Dose	Route	Male			Female		
		Cmax (ng/ml)	Day 1 AUC (ng.h/ml)	Day 1-7 AUC (ng.h/ml)	Cmax (ng/ml)	Day 1 AUC (ng.h/ml)	Day 1-7 AUC (ng.h/ml)
2 mg/kg	IV	N/A	2,160	8,640	N/A	4,468	17,872
2 mg/kg	IP	139	568	2,272	275	1,165	4,660
4 mg/kg	IP	204	1,780	7,120	376	2,207	8,828
6 mg/kg	IP	276	2,898	11,592	494	4,241	16,964

Summary

- The PSPP program evaluates assets from asset owners worldwide with the goal of accelerating the development of non-opioid, non-addictive pain therapeutics.
- This poster describes the validation of paclitaxel and oxaliplatin-induced painful neuropathy models that are incorporated into the PSPP profiling paradigm.

This project has been funded in whole or in part with Federal funds from the National Institute of Neurological Disorders and Stroke, National Institutes of Health, Department of Health and Human Services, under Contract No. 75N95019D00026.

For eligibility and participation inquiries, contact Smriti Iyengar at: Smriti.Iyengar@nih.gov